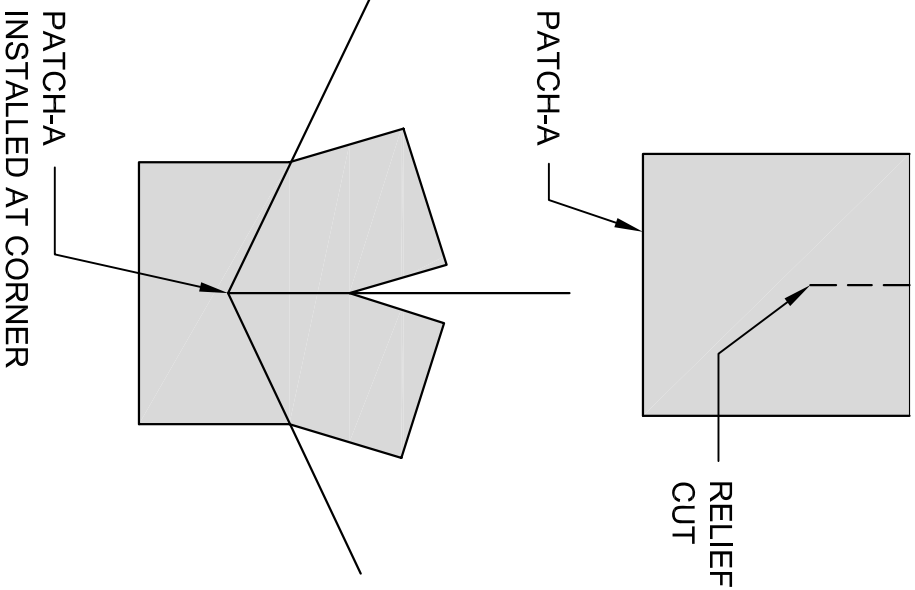
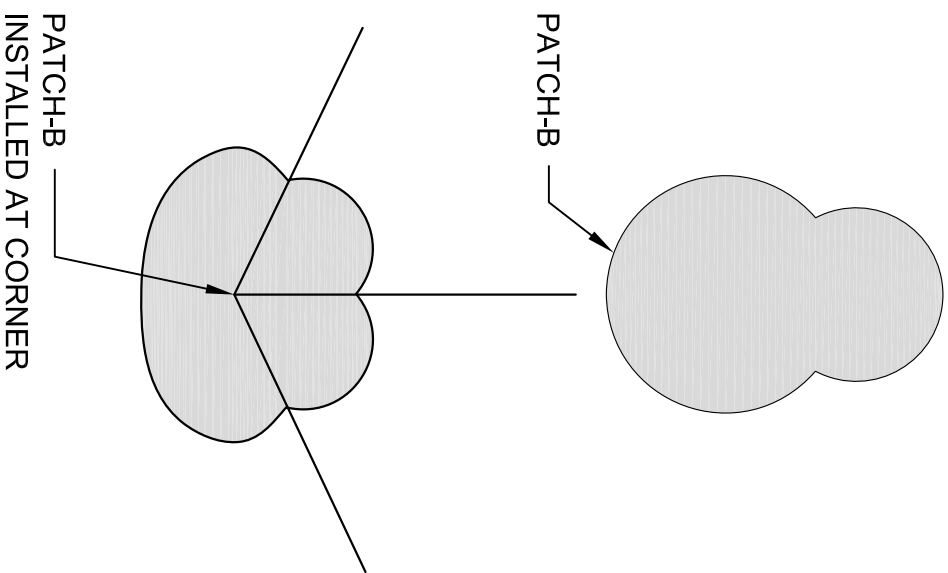


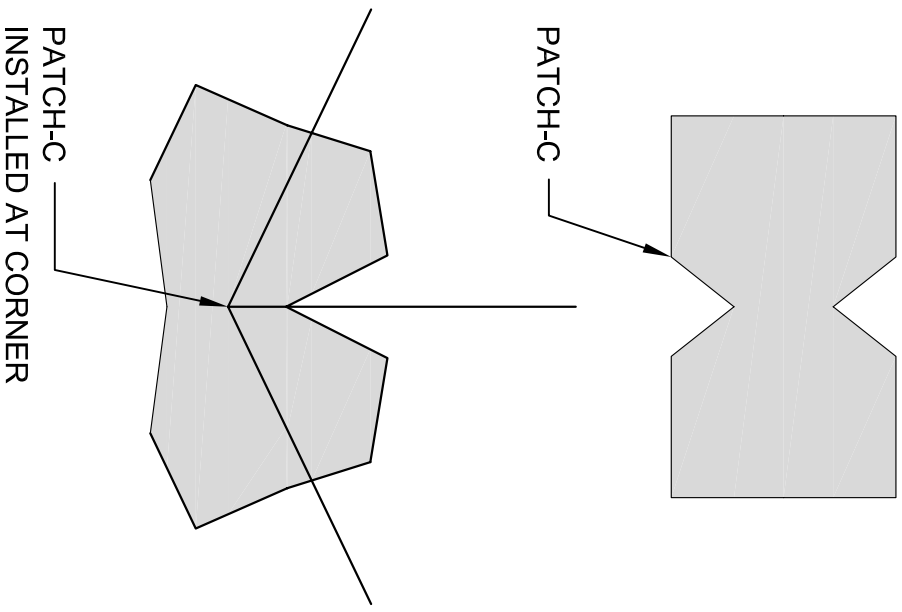
OPTION - A



OPTION - B



OPTION - C



NOTES:

- A. VISIT GRACECONSTRUCTION.COM FOR THE MOST CURRENT DETAILS AND INSTALLATION VIDEO
- B. REFER TO PRODUCT DATA SHEETS ON WEB SITE FOR FURTHER INFORMATION
- C. REMOVE RELEASE PAPER AT TIME OF INSTALLATION OF CORNER PATCH
- D. NOMINAL PATCH SIZE IS 6" x 6"
- E. FOR SEVERE WEATHER CLIMATES, PATCH SIZE IS 12" x 12" MINIMUM

# GRACE

Construction Products  
www.graceconstruction.com

toll free 866-333-3726

## CORNER DETAILING PATCH OPTIONS

**GRACE ICE & WATER SHIELD®**

Drawing: IWSDET-111

Scale: Not to Scale

Effective Date: 05/16/2006

Supersedes: 01/27/2004